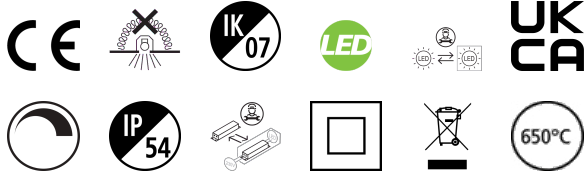


START SURFACE SLIM IP54 ROUND 1500LM 2CCT D WH

Code article 0043510

SYLVANIA

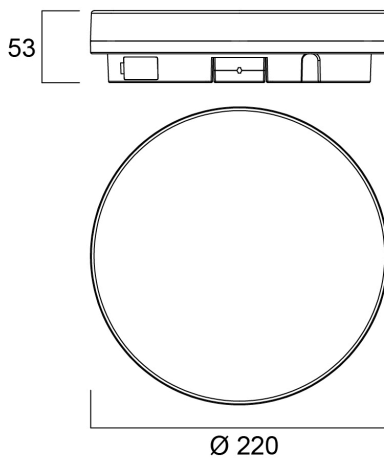
STARTTM



Ceiling / wall round luminaire with integrated LED. Perfect solution for corridors, circulation areas or bathrooms. Even and uniform light in a slim but robust design. Power 15W, lumen output 1500 lumens, lumen efficacy 100 lm/W, dual color temperature (3000K/4000K). Supplied with phase dimming driver (leading edge/trailing edge). Mains Voltage 220-240V~. Body Size: 220mm diameter x 53mm height. IK07, IP54 Protection rating. PC Polycarbonate Opal diffuser. Low maintenance with 58000 hours LED lifespan expectancy. Warranty: 5 years.

Atouts techniques

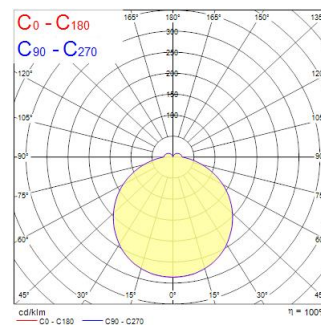
Dimensions (mm)



Photométrie

Distance [m]	Cone diameter [m]	E107 E207	E107 E207	Illuminance [lx]
0.5	1.70	1000	1000	1000
1.0	3.40	401	401	250
1.5	5.09	173	173	111
2.0	6.79	100	100	63
2.5	8.49	64	64	40
3.0	10.19	45	45	28

Distance [m] Cone diameter [m]
C0 - C180 (Half beam angle: 119.0°)



START SURFACE SLIM IP54 ROUND 1500LM 2CCT D WH

Code article 0043510

SYLVANIA

Données générales

Nom du produit	START SURFACE SLIM IP54 ROUND 1500LM 2CCT D WH
Technologie	LED
Cap/Base	N/A
Housing	PC Polycarbonate
Montage	Ceiling surface mounting, Wall surface mounted
Built in presence detector	NONE
General application	Hospitality
Operating temperature range (°C)	-20°C...+40°C
Performance ambient temperature Tq (°C)	25
Virtual assistant compatibility	N/A
ETIM Class	EC002892
Numéro virtuel FI	4278347
Warranty	5 ans

Données optiques

Fixture luminous flux (lm)	1500
Luminaire efficacy (lm/W)	100
Couleur de lumière	Warm White or Neutral White
IRC (Ra)	80
Colour Variation Initial (SDCM)	SDCM4
Beam Angle (°)	120
Distribution type	Diffuse
Photobiological Risk Group	RG0

Caractéristiques électriques

Consommation électrique totale (W)	15
Primary Supply/Product voltage - min (V)	220.0
Primary Supply/Product voltage - max (V)	240.0
Lamp power factor	0.9
THD (at 230 V, 50 Hz, full load, at 100% dimming level) ≤ xx.x %	18
Electrical protection	Class II
Control gear required	No
Type d'appareillage	LED driver constant current
Dimmable	Yes
Dimming method	Mains: leading / trailing edge
Drive current (mA)	195
Courant d'appel (A)	7.84
Inrush Duration (µs)	400
Energy Efficiency Class (A->G) of contained light source	E
Nominal Frequency (Hz)	50/60Hz
LED Flickering Rate	Ultra low (5% or less)
Max. products per 16A C Breaker	50
Max. products per 16A B Breaker	32
Connectable conductor cross section - Min (mm ²)	0.75
Connectable conductor cross section - Max (mm ²)	2.5

Durée de vie

Lifespan L70 B50	58000
Lifespan L80 B50	37000
Lifespan L90 B50	19000

START SURFACE SLIM IP54 ROUND 1500LM 2CCT D WH

Code article 0043510

SYLVANIA

Données physiques

Housing colour	White
IP rating	IP54
IK rating	IK07
Diffuser finish	Opal
Diffuser material	PC Polycarbonate
Nominal Product Height (mm)	53
Nominal Product Diameter (mm)	220
Poids (kg)	0.702

Emballage

Product EAN number	5410288435107
Longueur simple de l'emballage (cm)	22.5
Largeur simple de l'emballage (cm)	5.8
Packaging single depth (cm)	22.7
DUN14 (inner)	15410288435104
Units per outer package	10
Packaging outer length / height (cm)	61.0
Packaging outer width (cm)	24.0
Packaging outer depth (cm)	24.5

Sécurité

Glow Wire Test (°C)	650
Condition de fonctionnement optimal (° C)	-20-40